

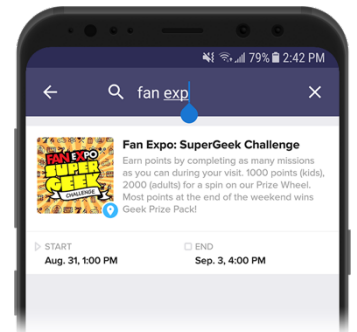
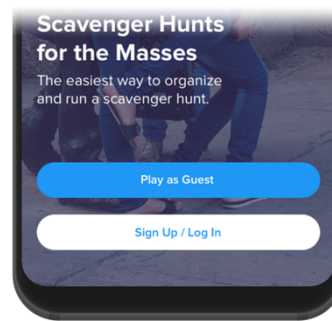


1. Download the GooseChase Android or iPhone app.

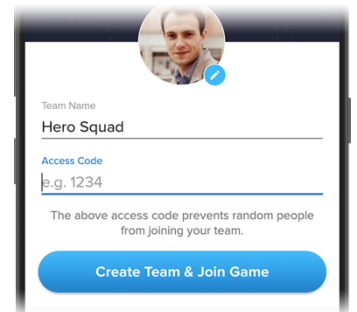
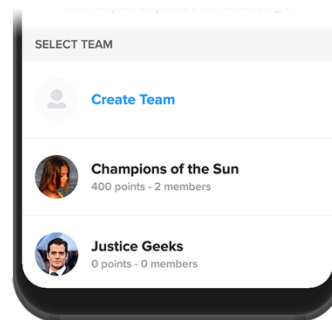


2. Choose to play as a guest.

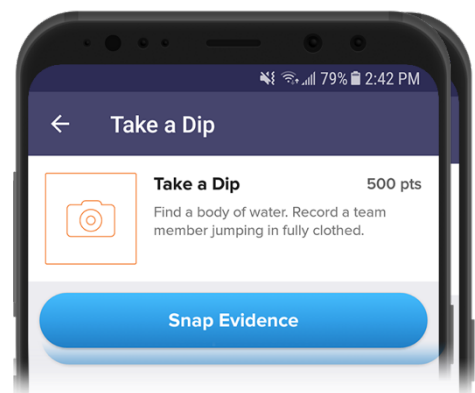
3. Tap the search icon and Search Game Code **2E11QP**



4. Create your team with you and/or with your friends and enter your team name.



5. Once in the game, you'll be presented with the missions you or your team are attempting to complete. Mission types include Photo and Text response. To complete a mission, select it from the list and hit the "Snap Evidence" button.

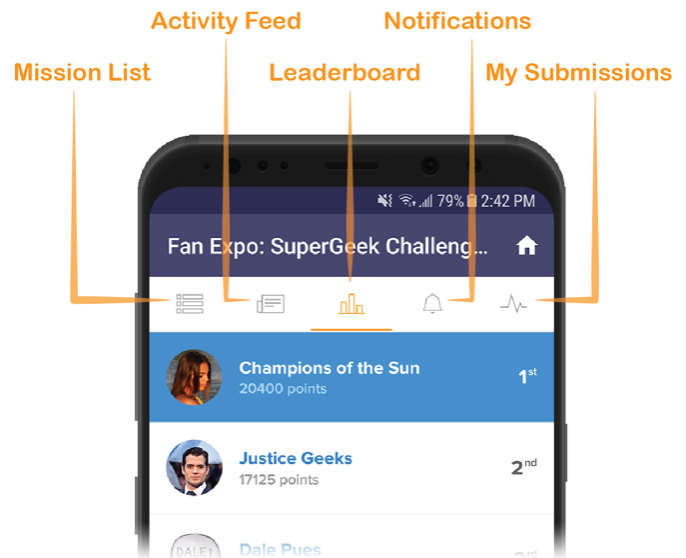




6. Make sure you're completing missions accurately! (e.g. "take a picture with a Zebra" means take a picture with a real Zebra, not next to a computer image)



7. Using the navigation tabs, you can keep track of how you are doing via the activity feed and the leaderboard, see notifications from the game organizer or review (and resubmit) your previous submissions.



8. Most importantly, Have fun and Welcome2Mason!